

REMINGTON®

EST. NEW YORK 1937

PROLUXE YOU ADAPTIVE STYLER



**USE & CARE
MANUAL**

PLEASE READ
PRIOR TO USE

To register your product go to
www.remington-products.com.au
www.remington.co.nz

5 YEAR WARRANTY

CI98X8AU

IMPORTANT SAFEGUARDS

Warning: When the appliance is used in a bathroom, unplug it after use since the proximity of water presents a hazard even when the appliance is switched off.

When using electrical appliances, especially when children are present, basic safety precautions should always be followed, including the following:

READ ALL INSTRUCTIONS BEFORE USING

KEEP AWAY FROM WATER

DANGER – As with most electrical appliances, electrical parts are electrically live even when the switch is off.

To reduce the risk of death by electric shock:

- Always unplug it immediately after using.
- Do not place or store an appliance where it can fall or be pulled into a bath or sink.

WARNING: Do not use this appliance near bathtubs, showers, basins or other vessels containing water.

- Do not place or drop into water or other liquid.
- If an appliance falls into water, “unplug it” immediately. Do not reach into the water.

For additional protection, the installation of a residual current device (RCD) with a rated residual operating current not exceeding 30mA is advisable in the electrical circuit supplying the bathroom. Ask your electrical contractor for advice.

WARNING – TO REDUCE THE RISK OF BURNS, ELECTROCUTION, AND FIRE, OR INJURY TO PERSONS.

- Your appliance must never be left unattended when plugged in to a power outlet.
- Burn Hazard. Keep the appliance out of reach of young children, particularly during use and cool down.

- This appliance is not intended for use by persons (including children) with reduced physical, sensory or mental capabilities, or lack of experience and knowledge, unless they have been given supervision or instruction concerning use of the appliance by a person responsible for their safety.
- Keep the appliance and the power cord away from the edge of table or countertops and out of reach of children and persons with reduced physical, sensory or mental capabilities.
- This appliance is not a toy. Children shall be supervised to ensure they do not play with the appliance.
- Use this appliance only for its intended use as described in this manual. Do not use attachments not recommended by Remington.
- If the supply cord is damaged, it must be replaced by the manufacturer, its service agents or similarly qualified persons in order to avoid a hazard.

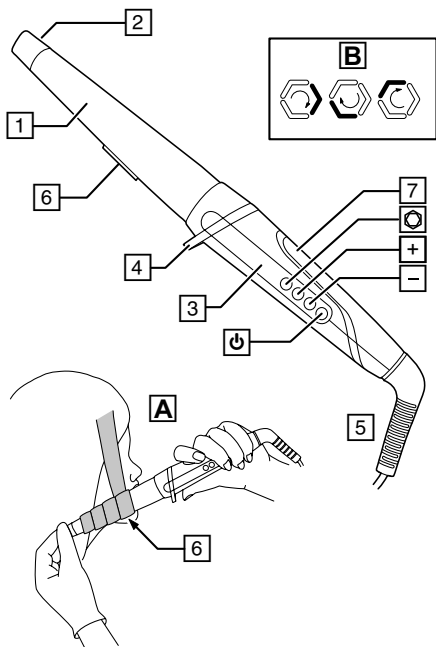
CAUTION: The appliance will remain hot for some time after being switched off. Do not touch the barrel or surrounding areas or set the appliance down onto surfaces that may be affected by heat until it has cooled.

- Do not use on people who are asleep.
- Never drop or insert any object into any opening of this appliance.
- Do not use outdoors or where aerosol (spray) products are being used or where oxygen is being administered.
- Do not let bare skin touch heated surfaces.
- Never place the appliance on any soft surface such as a bed, carpet or a towel. Place only on a hard, flat, heat resistant surface.
- Do not use on wet hair

SAVE THESE INSTRUCTIONS

CI98X8AU PROLUXE YOU ADAPTIVE STYLER USE AND CARE INSTRUCTION MANUAL

Thank you for purchasing your Remington® PROluxe You Adaptive Styler, with Intelligent StyleAdapt™ Technology for Personalised Styling, Just For You.



KEY PARTS

1. 19-32mm Advanced ceramic coated barrel
2. Cool tip
3. Display
4. Stand
5. Swivel cord
6. StyleAdapt sensor
7. StyleAdapt indicator

Controls:

● StyleAdapt on/off button

⏻ On/off button

+/- Temperature functions

Accessories (not shown):

- Styling glove
- Styling mat

BASIC HAIR CARE INSTRUCTIONS

Featuring Intelligent StyleAdapt™ Technology, the PROluxe You Collection is designed to learn, adapt and personalise the heat to your unique hair.

- For optimal results, shampoo and condition your hair prior to styling, then dry your hair thoroughly and make sure that it is tangle free.
- For extra protection use a heat protection spray.
- Hairsprays contain flammable material - do not use while using this product.

Note: This appliance is not suitable for use on synthetic wigs or hair extensions.

19-32MM CONICAL BARREL

Creates natural looking, loose curls or beach waves.

HOW TO USE YOUR PROLUXE YOU ADAPTIVE STYLER

- Section the hair prior to styling. Style the lower layers first.
 - Use the styling glove to avoid accidental burns.
1. Plug your styler into the mains power supply.
 2. Press the on (⏻) button to switch on.
 3. When it is ready to use, your styler will beep three times and the display will stop flashing.

STYLEADAPT™ MODE

1. When first switched on your styler will be in StyleAdapt™ mode 1. The StyleAdapt indicator will be fully lit up and **StyleAdapt 1** will be shown on the display.
2. Working on one section at a time, hold the handle with the cool tip facing down and wrap a section of hair around the barrel.

IMPORTANT: When wrapping ensure that hair is wrapped around the StyleAdapt sensor (Fig. A).

3. Wait 10-20 seconds for your curl to form.
4. Unwind the hair to release the curl.
5. Repeat this around the head to create as many curls as desired.

Tip: let the curls cool before styling and brushing; this will help to prolong the curls.


6. After styling each section, the StyleAdapt indicator will spin (fig. B) indicating that your styler is learning about your hair and adjusting the barrel temperature to a heat that is personalised to you. The

temperature changes are not shown on the display but happen quickly and automatically during styling.

Note: If you are sharing your styler select StyleAdapt mode 2. This ensures that when the styler is used by someone else, it doesn't change what it has learned about your hair.

To select, press the  button until StyleAdapt 2 is shown on the display.


MANUAL MODE

1. To override the StyleAdapt™ mode and use as a standard styler, press the  button several times until the display shows the temperature (e.g. 160°C) and the StyleAdapt indicator goes off. Note that in manual mode, your styler will no longer be learning about your hair and adapting the heat.
2. Select the appropriate temperature for your hair type using the “+” and “-” temperature controls on the side of the product. Start styling on lower temperatures first.
3. The “+” button will increase the temperature and the “-” button will decrease the temperature.

RECOMMENDED TEMPERATURES

Temperature	Hair type
130°C - 160°C	Thin/fine, damaged or bleached hair
170°C - 200°C	Normal, healthy hair
200°C - 210°C	Thick and difficult to style hair

Caution: the hottest temperatures should only be used by experienced styler.

4. Working on one section at a time, hold the handle with the cool tip facing down and wrap a section of hair around the barrel.
5. Wait about 10-20 seconds for the curl to form.
6. Unwind the hair and release the curl.
7. Repeat this around the head to create as many curls as desired.
8. To re-activate StyleAdapt™ press the  button until **StyleAdapt 1** is shown on the display and the StyleAdapt indicator is illuminated. Your styler will now be learning about your hair and adapting the heat again.
9. After use, press and hold the off button for two seconds to turn off then unplug the appliance.

TERMS AND CONDITIONS:

1. Valid for purchases on Proluxe You collection only; including model AC9800AU, S9880AU and CI98X8AU.
2. Refund via cheque will only be provided once the Promotor receives; (1) The Product; (2) the original purchase receipt; and (3) the completed form attached to these terms and conditions.
3. Refund does not include postage costs for the return of the Product.
4. Returns should be made to:

For Australian residents:

Spectrum Brands Australia Pty Ltd
Remington Money Back Guarantee
Locked Bag 3004
Braeside, VIC, 3195
AUSTRALIA

For New Zealand residents:

Spectrum Brands New Zealand Limited
Remington Money Back Guarantee
PO Box 9817
Newmarket, Auckland 1149
NEW ZEALAND

5. Refund is only valid if the Promotor receives the product within 30 days of the purchase date and if, in the opinion of the Promoter, the Product has been used in the recommended manner.
6. This offer is in addition to and does not replace your statutory rights and protections.
7. Allow 6-8 weeks to receive the cheque.
8. No responsibility will be accepted for late, lost or misdirected mail.
9. Employees, suppliers and their immediate families of the Promotor are ineligible to apply.
10. Information is being collected and will be held by the Promotor for the purposes of this offer. You have the right to access and correct such personal information. You can view the Promoter's Privacy Policy at:
<http://www.remington-products.com.au/privacy-policy.aspx>
11. The Promoter in Australia is Spectrum Brands Pty Ltd of 11 Chifley Drive Mentone, Vic 3194, Ph: 1800 623 118
12. The Promoter in New Zealand is Spectrum Brands Pty Ltd of Level 1, 8 Hugo Johnston Drive, Penrose, Auckland 1061, Ph: 0800 736 776

MONEY BACK GUARANTEE – AUSTRALIA / NEW ZEALAND ONLY

If within 60 days you are not fully satisfied with your Remington® Proluxe You hair dryer/straightener/styler, just return the product with this completed form and a copy of your Australian/New Zealand purchase receipt to Remington.

In return, we will send you a cheque for the full purchase price of the Proluxe You hair dryer/straightener/styler (excl. postage).

Please allow 6-8 weeks for your cheque to arrive.

Name:

Address:

City:

State: Postcode: Country: AUS NZ

Contact No: Area Code: Ph:

DOB: / /

Product Model number:

Why are you returning this product?

REMINGTON®
EST. NEW YORK 1937

AUSTRALIAN RESIDENTS:

Spectrum Brands Australia Pty Ltd

Locked Bag 3004

Braeside, VIC 3195

AUSTRALIA

Customer service in Australia: 1800 623 118

E-mail: consumer.enquiry@remington-products.com.au

Website: www.remington-products.com.au

NEW ZEALAND RESIDENTS:

Spectrum Brands New Zealand Limited

PO Box 9817

Newmarket, Auckland 1149

NEW ZEALAND

Customer service in New Zealand: 0800 736 776

E-mail: info@remington.co.nz

Website: www.remington.co.nz

TEMPERATURE LOCK FUNCTION

- Set the desired temperature using the + and - buttons then lock the settings by pressing the “-” button for 2 seconds. The B symbol will appear on the temperature display.
- To unlock the temperature setting, press and hold the “-” button for 2 seconds.

MEMORY FUNCTION

Each time you use your styler it will automatically set itself to the last setting used.

ADDITIONAL FEATURES

- Fast heat up—ready to use in 30 seconds.
- Styling mat - for placing your styler onto between uses.

AUTOMATIC SAFETY SHUT OFF

If the styler is not used for a period of 60 minutes (temperature is constant) it will automatically shut off. However, the appliance must never be left unattended when plugged into a power outlet.

AUTOMATIC WORLDWIDE VOLTAGE

This product is ‘multi-voltage’, for use at home and abroad, and is designed to operate on voltages from 120V~ to 240V~. At 120V~, the times and temperatures stated in this booklet may vary.

Note: Some countries will require the use of a plug adaptor (not included).

STORAGE, CLEANING AND MAINTENANCE

Let the appliance cool down before cleaning and storing away

- Wipe all the surfaces with a damp cloth.
- Don’t use harsh or abrasive cleaning agents or solvents.

DISPOSAL/RECYCLING

Legislation in some localities mandates that e-waste (anything with a plug, battery or cord) is disposed of through controlled recycling facilities and must not be disposed of in general household waste. For more information about recycling of electrical and battery operated appliances, please contact your local council or your local household waste disposal service.



WARNING: Do not use this appliance near bathtubs, showers, basins or other vessels containing water.

As with all electrical appliances, the power cord must be regularly checked for wear and tear. Immediately cease using this product if the power cord shows any signs of damage.

This product conforms to radio frequency interference requirements.
Any product purchased and used commercially carries a limited 90 Day Warranty.
We suggest you use local waste management centres to recycle this product at end of life.

Spectrum Brands Australia Pty Ltd and Spectrum Brands New Zealand Limited
WARRANTY AGAINST DEFECTS

In this warranty:

Australian Consumer Law means the Australian consumer law set out in Schedule 2 to the Competition and Consumer Act 2010;

CGA means the New Zealand Consumer Guarantees Act 1993;

Goods means the product or equipment which was accompanied by this warranty and purchased in Australia or New Zealand, as the case may be;

Manufacturer, We or us means:

1. for Goods purchased in Australia, Spectrum Brands Australia Pty Ltd ACN, 007 070 573; or
2. for Goods purchased in New Zealand, Spectrum Brands New Zealand Limited, as the case may be, contact details as set out at the end of this warranty;

Supplier means the authorised distributor or retailer of the Goods that sold you the Goods in Australia or in New Zealand; and

You means you, the original end-user purchaser of the Goods.

1. Our goods come with guarantees that cannot be excluded under the Australian Consumer Law, or the CGA. You are entitled to a replacement or refund for a major failure and compensation for any other reasonably foreseeable loss or damage. You are also entitled to have the goods repaired or replaced if the goods fail to be of acceptable quality and the failure does not amount to a major failure.
2. The benefits provided by this Warranty are in addition to all other rights and remedies in respect of the Goods which the consumer has under either the Australian Consumer Law or the CGA. The original purchaser of the Goods is provided with the following Warranty subject to the Warranty Conditions:
3. We warrant the Goods for all parts defective in workmanship or materials for the period of three (5) years from the date of purchase (**Warranty Period**). If the Goods prove defective within the Warranty Period by reason of improper workmanship or material, we may, at our own discretion, repair or replace the Goods without charge.

Warranty Conditions

4. The Goods must be used in accordance with the manufacturer's instructions. This Warranty does not apply should the defect in or failure of the Goods be attributable to misuse, abuse, accident or non-observance of manufacturer's instructions on the part of the user. As far as the law permits, the manufacturer does not accept liability for any direct or consequential loss, damage or other expense caused by or arising out of any failure to use the Goods in accordance with the manufacturer's instructions.
5. Consumable parts (such as shaver heads, cutters and foils) of the Goods are included under this Warranty only where there is a defect in workmanship or materials used.
6. The warranty granted under clause 3 is limited to repair or replacement only.
7. Any parts of the Goods replaced during repairs or any product replaced remain the property of the manufacturer. In the event of the Goods being replaced during the Warranty Period, the warranty on the replacement Goods will expire on the same date as for the Warranty Period on the original Goods which are replaced.

8. In order to claim under the warranty granted under clause 3 you must:
 - (a) Retain this warranty with your receipt/proof of purchase; and
 - (b) Return the Goods to us at the relevant address below or to the Supplier by prepaid freight within the Warranty Period accompanied with (i) the legible and unmodified original proof of purchase, which clearly indicates the name and address of the Supplier, the date and place of purchase, the product name or other product serial number and (ii) this warranty.
9. This warranty is immediately void if:
 - (a) Any serial number or appliance plate is removed or defaced;
 - (b) The Goods have been serviced or otherwise repaired by a person not authorised to do so by us or where non approved replaced parts are used.
10. The Goods are designed for domestic use only. A limited 90-day Warranty applies to any industrial or commercial use of the Goods. The Goods must be connected to the electrical voltage requirements as specified in the ratings label located on the Goods.
11. This warranty does not cover the cost of claiming under the warranty or transport of the Goods to and from the Supplier or us.
12. This warranty is only valid and enforceable in Australia against Spectrum Brands Australia Pty Ltd and in New Zealand against Spectrum Brands New Zealand Limited.

Contact us or the Supplier for further details.

Spectrum Brands Australia Pty Ltd

Locked Bag 3004

Braeside, VIC 3195

AUSTRALIA

Customer service in Australia: 1800 623 118

E-mail: consumer.enquiry@remington-products.com.au

Website: www.remington-products.com.au

Spectrum Brands New Zealand Limited

PO Box 9817

Newmarket, Auckland 1149

NEW ZEALAND

Customer service in New Zealand: 0800 736 776

E-mail: info@remington.co.nz

Website: www.remington.co.nz

REMINGTON[®]
EST. NEW YORK 1937

REMINGTON SERVICE HOTLINE

①Australia 1800 623 118 (toll free)

①New Zealand 0800 736 776 (toll free)

AUTHORISED REPAIR CENTRES

Visit www.remington-products.com.au for Authorised repair centre details.

® Registered Trade Mark of Spectrum Brands Inc., (SBI) or one of its subsidiaries

©2021 Spectrum Brands Inc.

Rev. 05/21

Part No. T22-7002011

Type: CI21AV

