

REMINGTON®

Keratin Protect Heated Barrel Brush

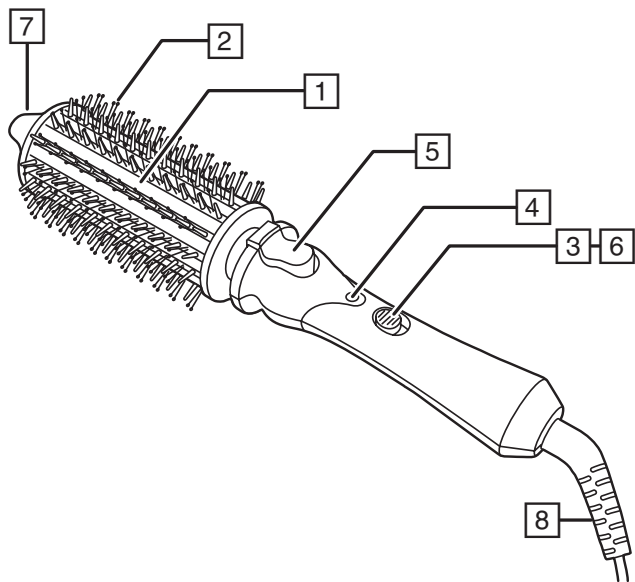


CB65A458

 www.remington.co.uk

Register online for an EXTRA year guarantee


Visit www.remington.co.uk/productregister. You must register within 28 days of purchase.



Thank you for buying your new Remington® product. Please read these instructions carefully and keep them safe. Remove all packaging before use.

WARNING: This appliance is hot. Keep out of reach of children at all times.

IMPORTANT SAFEGUARDS

- This appliance can be used by children aged from 8 years and above and persons with reduced physical, sensory or mental capabilities or lack of experience and knowledge if they have been supervised/instructed and understand the hazards involved. Children shall not play with the appliance. Cleaning and user maintenance shall not be done by children unless they are older than 8 and supervised. Keep the appliance and cable out of reach of children under 8 years.
-  Do not use this appliance near bathtubs, showers, basins or other vessels containing water.
- When the appliance is used in a bathroom, unplug it after use since the proximity of water presents a hazard even when the appliance is switched off.
- For additional protection, the installation of a residual current device (RCD) having a rated residual operating current not exceeding 30 mA is advisable in the electrical circuit supplying the bathroom*.
* Currently, the fitting in a bathroom of an electrical socket suitable or capable of operating the appliance is not permitted in the UK (see BS7671).
- Burn hazard. Keep the appliance out of reach from young children, particularly during use and while cooling down.
- Always place the appliance with its stand, if any, on a heat-resistant, stable flat surface.
- Never leave the appliance unattended when it is connected to the power supply.

- If the supply cord of this unit becomes damaged, discontinue use immediately and return the appliance to your nearest authorised Remington® service dealer for repair or replacement in order to avoid a hazard.
- Do not allow any part of the appliance touch the face, neck or scalp.
- Keep the power plug and cord away from heated surfaces.
- Do not use attachments other than those we supply.
- Do not twist or kink the cable, or wrap it round the appliance.
- Do not use the appliance if it is damaged or malfunctions.
- This appliance is not intended for commercial or salon use.
- **WARNING:** Contains traces of nuts.

PARTS

- | | |
|--|-------------------------|
| 1. 45 mm advanced ceramic barrel infused with Keratin and Almond oil | 5. Curl release button |
| 2. Heat resistant mixed bristles | 6. Temperature controls |
| 3. On-off switch | 7. Cool tip |
| 4. Indicator light | 8. Swivel cord |

ADDITIONAL FEATURES

- Fast heat up—ready to use in 30 seconds.
- Automatic safety shut off – this unit will switch itself off if no button is pressed or it is left on after 60 minutes.
- Multivoltage: for home or abroad. At 120V times and temperatures may vary.

INSTRUCTIONS FOR USE

- Before use, ensure the hair is clean, dry and tangle-free.
 - For extra protection use a heat protection spray.
 - Hairsprays contain flammable material - do not use while using this product.
 - Section the hair prior to styling. Style the lower layers first.
1. Plug in the brush.
 2. Slide the switch to position **I** to turn on.
 3. Select a heat setting (start styling on the lower setting first):
I = 120°C
II = 180°C

To Curl:

1. Take a section of hair and place the ends around the brush. Rotate the brush allowing the hair to wrap around the barrel of the brush.
2. Wait about 15 seconds for the curl to form.
3. Press the curl release button and carefully draw the brush away allowing the hair to unwind automatically.
4. Allow the hair to cool before styling.
5. Repeat this around the head to create as many curls as desired.

To Create Volume

1. Place the brush at the root of the hair and wrap a section of the hair over the barrel.
2. Hold the brush in place for 15 seconds to provide volume at the roots.
3. Press the curl release button and carefully draw the brush away.

To Finish Styles

1. Use the heated styling brush as you would a normal round brush, running it through the hair to define ends and create texture.
2. When finished slide the switch to **O** to turn off and unplug the appliance.
3. Let the appliance cool before cleaning and storing away.

CLEANING AND MAINTENANCE

- Unplug the appliance and allow to cool.
- Wipe all the surfaces with a damp cloth.
- Don't use harsh or abrasive cleaning agents or solvents.

RECYCLING



To avoid environmental and health problems due to hazardous substances, appliances and rechargeable and non-rechargeable batteries marked with one of these symbols must not be disposed of with unsorted municipal waste. Always dispose of electrical and electronic products and, where applicable, rechargeable and non-rechargeable batteries, at an appropriate official recycling/ collection point.

SERVICE AND GUARANTEE



Defects affecting product functionality appearing within the guarantee period will be corrected by replacement or repair at our option provided the product is used and maintained in accordance with the instructions. Your statutory rights are not affected.

To claim an extra 1 year guarantee, register your product online within 28 days of purchase.


Register at: www.remington.co.uk/productregister

Consumables are guaranteed only for their recommended lifecycle. Replacement/spare parts* are excluded and are only covered by a 1 year warranty.

*Examples include, but are not limited to, adaptors, haircare attachments, grooming accessories, etc.

SERVICE CENTRE

United Kingdom

 Tel 0800 212 438 (free call mainland UK)

Spectrum Brands (UK) Ltd

Fir Street, Failsworth, Manchester

M35 0HS, UK

www.remington.co.uk

Ireland

 Tel 142 951 40

Remington Consumer Products,

Unit B12, Ballymount Corporate Park,

Ballymount, Dublin 12

www.ie.remington-europe.com

 **REGISTER ONLINE**

Register online for an EXTRA year guarantee*.

Visit www.remington.co.uk/productregister

*You must register within 28 days of purchase.

Model No. CB65A458

18/UK/ CB65A458 T22-7000661 Version 11 /18

Remington® is a Registered Trade Mark of Spectrum Brands, Inc., or one of its subsidiaries.

Spectrum Brands (UK) Ltd

Fir Street,

Failsworth,

Manchester

M35 0HS

www.remington.co.uk

© 2018 Spectrum Brands, Inc.