

REMINGTON®

MyGroom Rotary Shaver

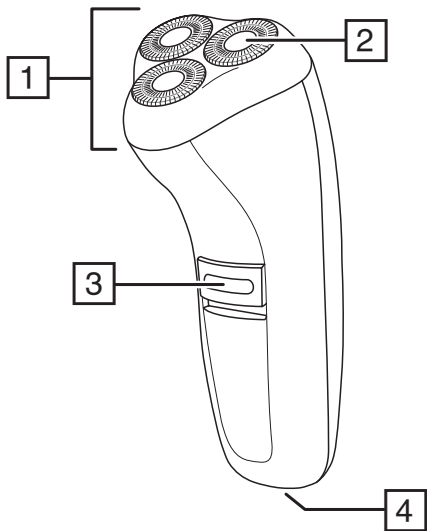


R0050

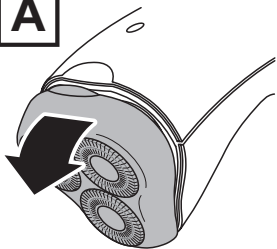
 www.remington.co.uk

Register online for an EXTRA year guarantee

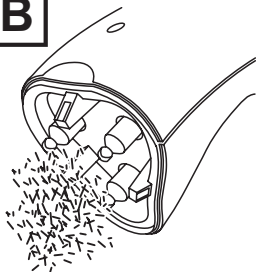
Visit www.remington.co.uk/productregister. You must register within 28 days of purchase.



A



B



Thank you for buying your new Remington® product. Please read these instructions carefully and keep them safe. Remove all packaging before use.

IMPORTANT SAFEGUARDS

- This appliance can be used by children aged from 8 years and above and persons with reduced physical, sensory or mental capabilities or lack of experience and knowledge if they have been supervised/instructed and understand the hazards involved. Children shall not play with the appliance. Cleaning and user maintenance shall not be done by children unless they are older than 8 and supervised. Keep the appliance and cable out of reach of children under 8 years.
- **WARNING:** Keep the appliance dry.
- Do not use the product with a damaged cord. A replacement can be obtained via our International Service Centres.
 - Do not leave the appliance unattended while plugged in.
 - Keep the power plug and cord away from heated surfaces.
 - Make sure the power plug and cord do not get wet.
 - Do not plug or unplug the appliance with wet hands.
 - Do not twist or kink the cable, or wrap it round the appliance.
 - This appliance is not intended for commercial or salon use.

PARTS

- | | |
|-------------------------------------|-------------------------------|
| 1. Shaving head and cutter assembly | 4. Power connector |
| 2. Individual flexing heads | 5. Power cord (not shown) |
| 3. On/off switch | 6. Cleaning brush (not shown) |

INSTRUCTIONS FOR USE

It is recommended that you use your new shaver daily for up to four weeks to allow time for your facial hair and skin to become accustomed to the new shaving system.

1. Plug the power cord into the power connector of your shaver then into the mains supply socket.
2. Move the switch to I.

3. Stretch the skin with your free hand so the hairs stand upright.
4. Use short circular strokes.
 - Only apply light pressure on the shaving head while shaving (pressing too hard can damage the heads and make them vulnerable to breakage).

Tips for best results

- Ensure your skin is dry. Always hold the shaver at right angles to the skin so that all three heads are touching the skin with equal pressure.
- Use moderate to slow stroking movements. The use of short circular motions in stubborn areas may obtain a closer shave, especially along the neck and chin line.
- DO NOT press hard against the skin in order to avoid damage to the rotary heads.

CARE FOR YOUR SHAVER

Care for your appliance to ensure a long lasting performance.

We recommend you clean your product after each use.

1. Ensure the shaver is switched off and unplugged from the mains outlet.
2. Open the shaver head (FIG A).
3. Tap out excess hair shavings and use the cleaning brush if necessary (FIG B).
4. Replace the shaver head.

RECYCLING



To avoid environmental and health problems due to hazardous substances, appliances and rechargeable and non-rechargeable batteries marked with one of these symbols must not be disposed of with unsorted municipal waste. Always dispose of electrical and electronic products and, where applicable, rechargeable and non-rechargeable batteries, at an appropriate official recycling/ collection point.

SERVICE AND GUARANTEE



Defects affecting product functionality appearing within the guarantee period will be corrected by replacement or repair at our option provided the product is used and maintained in accordance with the instructions. Your statutory rights are not affected.

To claim an extra 1 year guarantee, register your product online within 28 days of purchase.

Register at: <https://uk.remington-europe.com/product-registration>

Consumables are guaranteed only for their recommended lifecycle. Replacement/spare parts* are excluded and are only covered by a 1 year warranty.

*Examples include, but are not limited to, adaptors, haircare attachments, grooming accessories, etc.


SERVICE CENTRE

United Kingdom

 0800 212 438 (free call mainland UK)

Spectrum Brands (UK) Ltd
Fir Street, Failsworth, Manchester
M35 0HS, UK
www.remington.co.uk

Ireland

 142 951 40

Remington Consumer Products,
Unit B12, Ballymount Corporate Park,
Ballymount, Dublin 12
<https://ie.remington-europe.com>

Ref. No. R0050

Type No. R0050

19/UK/ R0050 T22-7000908 Version 02 /19

Remington® is a Registered Trade Mark of Spectrum Brands, Inc., or one of its subsidiaries.

Spectrum Brands (UK) Ltd

Fir Street,

Failsworth,

Manchester

M35 0HS

www.remington.co.uk

© 2019 Spectrum Brands, Inc.